

**Purpose:** It is the intention of this Administrative-Master Syllabus to provide a general description of the course, outline the required elements of the course and to lay the foundation for course assessment for the improvement of student learning, as specified by the faculty of Wharton County Junior College, regardless of who teaches the course, the timeframe by which it is instructed, or the instructional method by which the course is delivered. It is not intended to restrict the manner by which an individual faculty member teaches the course but to be an administrative tool to aid in the improvement of instruction.

**Course Title – Stagecraft I**
**Course Prefix and Number – DRAM 1330**
**Department – Fine Arts**
**Division - CFA**
**Course Type:** (check one)





- Academic General Education Course (from ACGM – but not in WCJC Core)  
 Academic WCJC Core Course  
 WECM course (This course is a Special Topics or Unique Needs Course: Y  or N )

**Semester Credit Hours # : Lecture hours# : Lab/other hours #     3:0:6**
**Equated Pay hours for course - 3**
**Course Catalog Description -** Introduction to the aspects of play production including lighting, make-up, sound, costuming, stage construction, and scene painting

**Prerequisites/Corequisites - None**

List Lab/ Other Hours
Lab Hours 6
Clinical Hours
Practicum Hours
Other (list)

**Approvals – the contents of this document have been reviewed and are found to be accurate.**

Prepared by Phil Hoke	Signature 	Date 9/7/07
Department Head Phil Hoke	Signature 	Date 9/7/07
Division Chair Dr. Paul Spellman	Signature 	Date 9/7/07
Vice President Dr. Ty Pate	Signature 	Date 10/5/07



**I. Topical Outline** – Each offering of this course must include the following topics (be sure to include information regarding lab, practicum, clinical or other non lecture instruction):

Safety Protocols, Carpentry Tools and equipment, Sewing tools and equipment, Scene Painting Tools and equipment, Lighting tools and equipment, Construction techniques in carpentry, lighting, sound, scene painting and costuming, Program and Poster Design, Marketing Strategies, Theatrical Organization

**II. Course Learning Outcomes**

<b>Course Learning Outcome</b>	<b>Method of Assessment</b>
1. Distinguish the structural elements of a theatre including seating arrangements, stage arrangements, fly rails, management , and shop areas.	1. Students are required to design a setting for a variety of theatrical architecture with different structural elements in mind.
2. Recognize and practice safety rules in all areas.	2. Students will be instructed on basic safety protocols in each area. Correct practices will be modeled by the instructor and crew chiefs. Instructor and supervisor observation will serve as the assessment tool.
3. Recognize and accurately use a variety of carpentry, sewing, scene painting, and lighting tools and equipment.	3. Students will be asked to complete a number of stagecraft projects where they will learn specific guidelines for equipment operation and tool use. Performance will be assessed through instructor observation.
4. Define various theatrical titles and understand basic theatrical organization.	4. Students are assigned to crews with specific individuals identified in supervisory positions. Students must work within their assigned areas.
5. Demonstrate a variety of basic carpentry and painting techniques.	5. Students will build Class projects and Set pieces for upcoming shows: performance will be assessed using a four part rubric to include: Use of materials, Functionality of project, Attention to stated specifications, Team work.
6. Utilize a variety of lighting equipment.	6. Students will hang, gel, and focus lights for upcoming college events. Assessment by instructor observation.
7. Create a basic design for a show.	7. Assessed via a four part rubric to include: Communication of production concept, Use of materials, Fidelity to production concept, and Aesthetic impact.

**III. Required Text(s), Optional Text(s) and/or Materials to be Supplied by Student.**

Scenery: The Stagecraft Handbook by Daniel Ionazzi

**IV. Suggested Course Maximum - 20**

**V. List any specific spatial or physical requirements beyond a typical classroom required to teach the course.**

Horton Foote Theatre including light and sound booth and dressing rooms, FA 134 Paint Room, Scene Shop, and additional spaces as required. All carpentry, sewing, painting, and lighting equipment, computer, and printer.

**VI. Course Requirements/Grading System – Describe any course specific requirements such as research papers or reading assignments and the generalized grading format for the course** 30 % Attendance and Participation, 50% work on assigned projects, 20% final design project. 90-100=A; 80-89 = B; 70-79 = C; 60-69 = D; 59 and below = F.

**VII. Curriculum Checklist**

- **Academic General Education Course** (from ACGM – but not in WCJC Core)  
No additional documentation needed
- **Academic WCJC Core Course**  
Attach the Core Curriculum Checklist, including the following:
- Basic Intellectual Competencies
  - Perspectives
  - Exemplary Educational Objectives
- **WECM Courses**  
Attach the following:
- Program SCANS Matrix
  - Course SCANS Competencies Checklist