

Purpose: It is the intention of this Administrative-Master Syllabus to provide a general description of the course, outline the required elements of the course and to lay the foundation for course assessment for the improvement of student learning, as specified by the faculty of Wharton County Junior College, regardless of who teaches the course, the timeframe by which it is instructed, or the instructional method by which the course is delivered. It is not intended to restrict the manner by which an individual faculty member teaches the course but to be an administrative tool to aid in the improvement of instruction.

Course Title - Clinical Dental Hygiene II
Course Prefix and Number - DHYG 2362

Department – Dental Hygiene

Division – Allied Health

Course Type: (check one)

- Academic General Education Course (from ACGM – but not in WCJC Core)
 Academic WCJC Core Course

XWECM course (This course is a Special Topics or Unique Needs Course: Y or NX)

Semester Credit Hours # : Lecture hours# : Lab/other hours # 3:0:14





Equated Pay hours for course – 2.8

Course Catalog Description - A health-related work-based learning experience that enables the student to apply specialized occupational theory, skills, and concepts. Direct supervision is provided by the clinical professional.

List Lab/ Other Hours
Lab Hours
Clinical Hours 14
Practicum Hours
Other (list)

Prerequisites/Co requisites - DHYG 1339, 1304, 1261, 1319, 1227 and 1307 with grade of C or better.

Approvals – the contents of this document have been reviewed and are found to be accurate.

Prepared by Dale G. Hahn	Signature 	Date 8-30-2010
Department Head Carol Derkowski	Signature 	Date 9-10-10
Division Chair Carol Derkowski	Signature 	Date 9-10-10
Vice President of Instruction or Dean of Vocational Instruction Leigh Ann Collins	Signature 	Date 9-29-10



I. Topical Outline – Each offering of this course must include the following topics (be sure to include information regarding lab, practicum, clinical or other non-lecture instruction):

Clinical course. No topical outline

II. Course Learning Outcomes

Course Learning Outcome	Method of Assessment
As outlined in the learning plan, apply the theory, concepts, and skills involving specialized materials, tools, equipment, procedures, regulations, laws, and interactions within and among political, economic, environmental, social, and legal systems associated with the occupation and the business/industry and will demonstrate legal and t(ethical behavior, safety practices, interpersonal and teamwork skills, and appropriate written and verbal communication skills using the terminology of the occupation and the business/industry.	Daily clinical grades and competency exams

III. Required Text(s), Optional Text(s) and/or Materials to be Supplied by Student.

Nield-Gehrig, Jill S.: Fundamentals of Periodontal Instrumentation & Advanced Root Instrumentation, 6th Edition, Lippincott Williams & Wilkins, 2008.

Wilkins, Esther M.: Clinical Practice of the Dental Hygienist, 10th Edition, Lippincott Williams & Wilkins, 2009.

Thomson, Evelyn: Case Studies in Dental Hygiene, 2nd Edition, Prentice Hall, 2009.

Wynn, Richard, Timothy Meiller and Harold Crossley: Drug Information Handbook for Dentistry, 14th Edition, Lexi-Comp Inc., 2008.

Derkowski, C., Mayfield, S., Hahn, D., Bode, B., Novosad, G., Bay, F.: Wharton County Junior College Dental Hygiene Clinic Manual, May 2010.

Clinic II Instrument Kit

Barrier supplies

IV. Suggested Course Maximum - 28

V. List any specific spatial or physical requirements beyond a typical classroom required to teach the course.

Clinic facilities with 24 dental units with desktop computers, sterilization area, darkroom, 4 dental x-ray units, and panoramic dental x-ray unit.

VI. Course Requirements/Grading System – Describe any course specific requirements such as research papers or reading assignments and the generalized grading format for the course

Clinic = 100%

Scaling comps = 35%

Other competency exams = 30%

Professionalism = 35%

A = 93 – 100

B = 84 – 92

C = 75 – 83

D = 67 – 74

F = 66 and below

Minimum grade of 75 is required to pass this course.

Criteria for course grade: All criteria for a grade of A, B, or C must be met no later than the last regularly scheduled day of clinic in the semester.

Criteria for Passing Clinic Course:

1. Successful completion of all course requirements, including

- 2 Panos at a satisfactory level
 - 2 Pedo patients
 - 1 Geriatric patient
 - 1 Adolescent patient
 - 4 Sealants
 - 2 Ultrasonic patients
 - One two-hour timed patient (Cl. I calculus patient with all skills at a 1 or 2 level)
 - 2 Class 2 calculus patients (hand scale)
 - 12 Completed patients to include: maximum of 4 pedo patients, minimum of 2 Class 2 calculus **hand scale** patients, minimum of 1 maintenance/recall type patient, 2 ultrasonic patients (instructor approval), 1 geriatric patient, 1 adolescent patient, maximum of 1 complete edentulous patient, one two-hour timed patient, minimum of one medically compromised patient.
 - 6 FMX sets and 1 Vertical bitewing set at a satisfactory level (outlined below)
 - 2 Indices (Plaque and Bleeding) – baseline in DHYG 2362 with subsequent in DHYG 2363
 - 2 patient Dentrax software assignments
2. Completion of regular competencies with a grade of 1 or 2. (See “Clinical Evaluation Grading Procedure”, pg. VIII-5, 6 in the Clinic Manual for grade system explanation).

- 1 Health History – medically compromised patient
- 1 Extra & Intra-oral inspection – (extraoral/intraoral examination)
- 1 Periodontal Assessment – probing technique and measurements, gingival description and exploring technique on any patient with moderate periodontitis or above (must have fully erupted permanent teeth)
- 1 Dental Charting – (minimum of 4 or more restored teeth and two different materials)
- 1 Preventive Counseling – on any patient (15 minute time limit)
- 1 Dental Hygiene Care Plan (DHCP)
- 1 quadrant hand scale Class 2 calculus patient
- 1 quadrant hand scale Class 2 calculus patient **OR** Class 3 calculus – ultrasonic and fine scale
- 1 Selective Polish (30 minute time limit)
- 1 Fluoride tray treatment
- 1 Fluoride varnish
- 1 Manual Instrument Sharpening
- 1 Sealant

3. Demonstrate competency in all specified procedures for this course.

The following must be completed no later than the last regularly scheduled clinic session to pass DHYG 2362:

- Completion of all course requirements; graded and non-graded.
- Adherence to attendance requirements.
- Demonstration of professional attitudes and behaviors.
- Completion or referral of all patients with advisor/instructor approval.
- Attendance of advisement sessions.
- Completion of faculty tutorials (as assigned by faculty).
- Radiology requirements.
- Completion of any assigned rotations (CA, OA, floor assistant, digital radiography, dental software, external learning experience).
- Maintaining a 75 in clinic.
- All forms, patient charts, critique sheets, four week evaluations, and data entry forms must be turned in by 4:00 PM on the last clinic day.

The professionalism component of course grade is based on the number of “5” ’s a student receives throughout the semester in professionalism. Each student will begin the semester with a 100 in Professionalism. Five points will be deducted from the professionalism grade for each “5” received.

VII. Curriculum Checklist

- **Academic General Education Course** (from ACGM – but not in WCJC Core)
No additional documentation needed

- **Academic WCJC Core Course**
Attach the Core Curriculum Checklist, including the following:

- Basic Intellectual Competencies
- Perspectives
- Exemplary Educational Objectives

X - WECM Courses

If needed, revise the Program SCANS Matrix & Competencies Checklist.