




# Wharton County Junior College

## How to Install the MyWCJC (QuickLaunch) Mobile Phone App

### Download the application,

1. Select “**Quicklaunch Mobile**”:
  - Android phones from the Google Play Store
  - iPhones from the Apple Store.



### Login to the application,

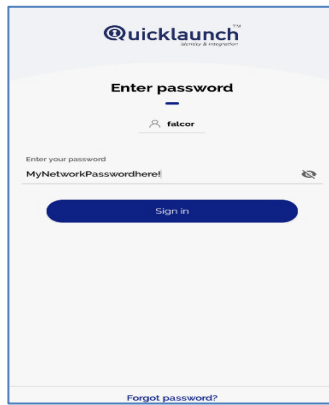
1. Enter the School name = **WCJC**, then select Next

A screenshot of the QuickLaunch mobile application login screen. At the top, the logo '@quicklaunch™' is displayed with the tagline 'identity & integration' below it. The word 'Login' is centered. Below that, there is a text input field labeled 'School name' with 'WCJC' entered. At the bottom, there is a blue button labeled 'Next'.


2. Enter your username = your MyWCJC Portal username, then select Next

A screenshot of the MyWCJC mobile application login screen. At the top, the logo 'MyWCJC' is displayed. The word 'Login' is centered. Below that, there is a text input field labeled 'Enter your username' with 'falcor' entered. At the bottom, there is a red button labeled 'Next'.

3. Enter your password = your MyWCJC Portal or network password, then select Sign in



4. Available applications will be displayed in a tile format, example below. Click on a Tile to open the application.



5. To logout click the horizontal lines above the Search bar and select Logout.

