



Wharton County Junior College

Three ways to access Blackboard

1. Click on the [my WCJC](#) button in the upper right of the WCJC homepage.



Then click the Blackboard link on the landing page.

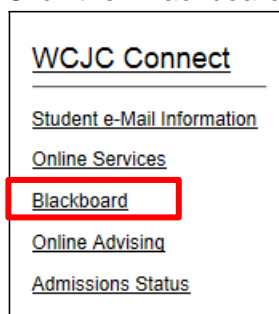


Blackboard

2. **Login to Blackboard from the [wcjc.edu](#) homepage:**



Step 1. Go to the www.wcjc.edu homepage

Step 2. Click the “Blackboard” link on the lower right of the page



Step 3. By “Username” enter your WCJC ID beginning with the “@” sign...

Note: To [find your WCJC ID](#) ,

1. [Login to Online Services](#) using your SSN (if you have submitted your SSN to WCJC).
2. Click Account Suite 
3. Look for the “@00...” following 
4. The “@00...” and the number is your Username (& default password) for Blackboard...

Username:
@00011860

Password:
●●●●●●

Login [Forgot Your Password?](#)

Courses do not become visible in the Blackboard course list until the first day of the semester.

Step 4. Click “Login”.

Should the www.wcjc.edu website be unavailable, access Blackboard directly at <https://wcjc.blackboard.com>