


English



Must

Knows



Why do we need English?

English is essential for...

The ability to develop better communication skills by speaking and reading more clearly.



Developing a stronger vocabulary helps individuals express their thoughts more confidently.

How to format and write professional resumes, cover letters, and emails.



Understanding arguments by analyzing information to make informed decisions.

Thesis Statement

A single sentence that states the main purpose and argument of an Essay.

Examples:

Pollution harms the environment by destroying healthy ecosystems and contributing to the negative impacts of global warming.

Main Purpose of the Essay:

To describe the negative effects of Pollution

Social media negatively affects individuals by increasing anxious behaviors, addiction to dopamine-driven feedback, and the spreading of misinformation online.

Main Purpose of the Essay:

Negative personal effects of social media

Brainstorming


Create a list of topics that are related to the thesis statement.

Examples of a Thesis about Pollution:

How ecosystems are changing

Population health of a polluted region

Use the list to expand the ideas and develop paragraphs that support the thesis statement.



Topic Sentence

First sentence of a paragraph that establishes the central idea of the paragraph.

The topic sentence must be relevant to the thesis statement.

Example Topic Sentence about Pollution:

The local ecosystems have been on a noticeable decline since the construction of nearby data centers.

All sentences within the paragraph support details that must relate and reinforce the topic sentence.

Reasoning

The link between evidence and claim stated in the topic sentence about how the data supports the thesis statement.

How to support your topic sentence:

1. Think about how to expand the explanation of the concept presented in the topic sentence.
2. Find evidence that supports the topic sentence.
3. Understand how the evidence connects to the thesis statement.
4. Explain how the evidence is connected to the concept.

Tip:

Do not start your paragraph with a quotation.



Counterargument

Understanding an opposing side's opinion and using gathered information to refute the claims to create a stronger essay.

Steps to create a counterargument:

1. Consider the weaknesses within your research.
2. Understand an opposing view's perspective on your topic.
3. Reasons why someone might believe in their perspective.
4. Explain why that perspective is incorrect by referencing the research.

Example of a counterargument:

Topic: Regulating Pollution

Counterargument: Stricter laws could harm economic growth. However, regulations could increase sustainable energy jobs and benefit local ecosystems.



Research

Use gathered information from reliable and fact-based sources to support the thesis statement and topic sentence.

Good Sources of Information:

- .Gov Websites
- Academic Journals
- News Articles
- Library Database

Bad Sources of Information:

- Instagram
- Social Media
- Wikipedia
- Blogs






Word Choice

Choose words that can describe the situation.

Avoid unclear wording to improve the flow of a sentence.

Tips on how to improve word choice:

- Read the essay aloud.
- Avoid repeating statements and topics.
- Proofread checking grammar and misspellings.
- Use dictionaries and thesauruses.



Punctuation

A system of symbols used to organize the structure of sentences.

If punctuation could talk...

. – I think I'm going to stop here.

! – This is really exciting or terrible.

? – End of a question.

, - Out of breath, must pause for a moment.

' – That belongs to me or someone else.

“ – That's what I or someone else said.

;- I'm finished. No wait. Let's keep going.

: - Well, just to clarify I'll give you a list.

() – Oh wait I just had an afterthought.

--- - We're going to start here and finish there.

... - So this could go on for a while.





Citations

Reference to a source of information used as evidence to support a statement.

Reasons to provide citations in your writing:

- To provide proof the referenced evidence is credible
- Giving credit to original authors
 - To avoid plagiarism

Resources to help with Citations:

- owl.purdue.edu
- WCJC library

