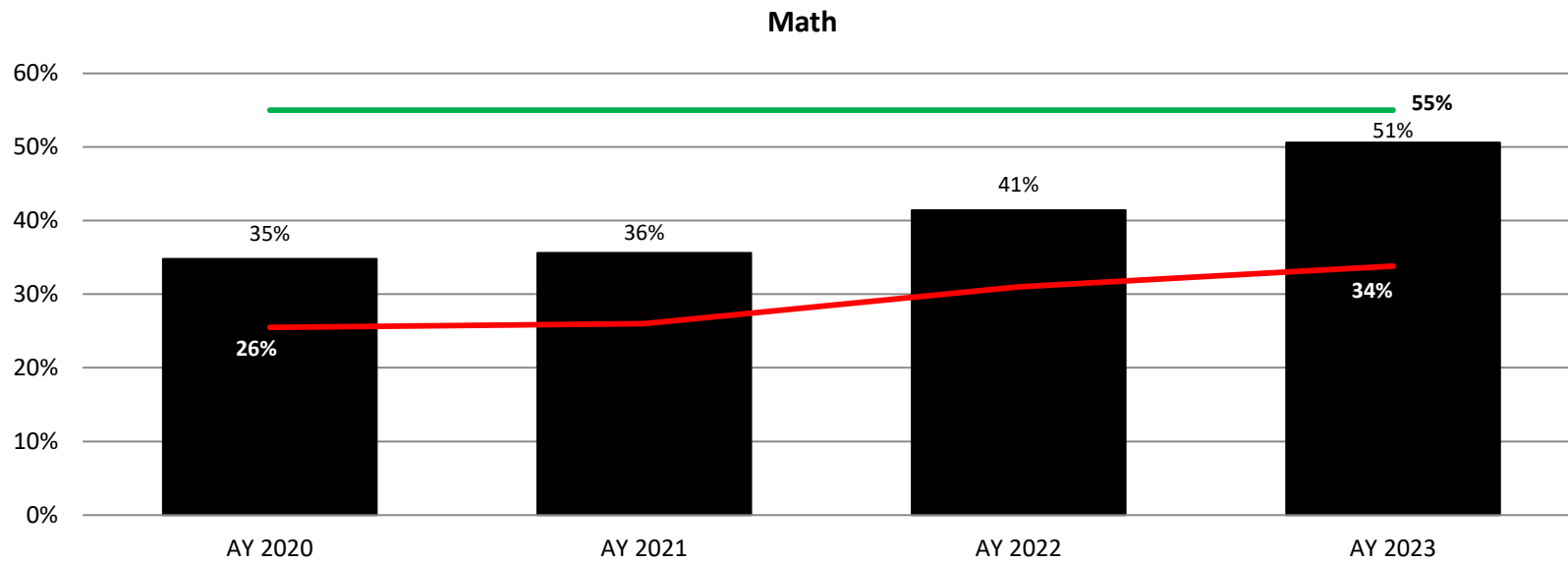
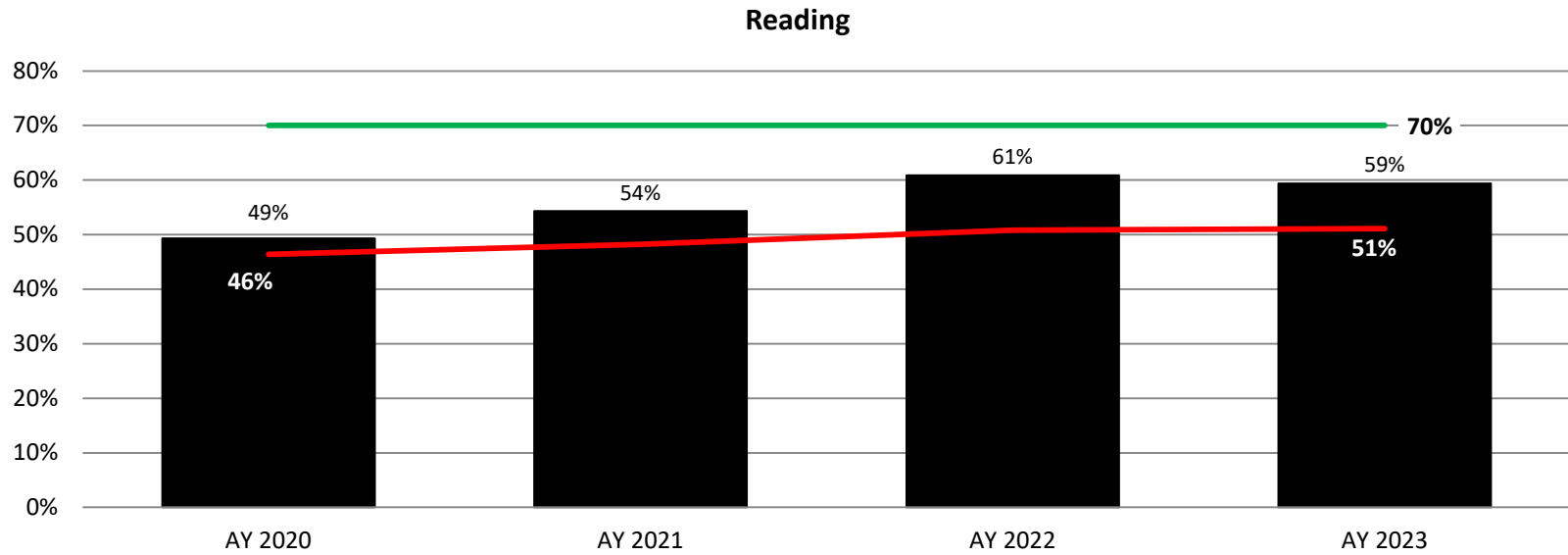


# Student Achievement Measures



*Wharton County Junior College*

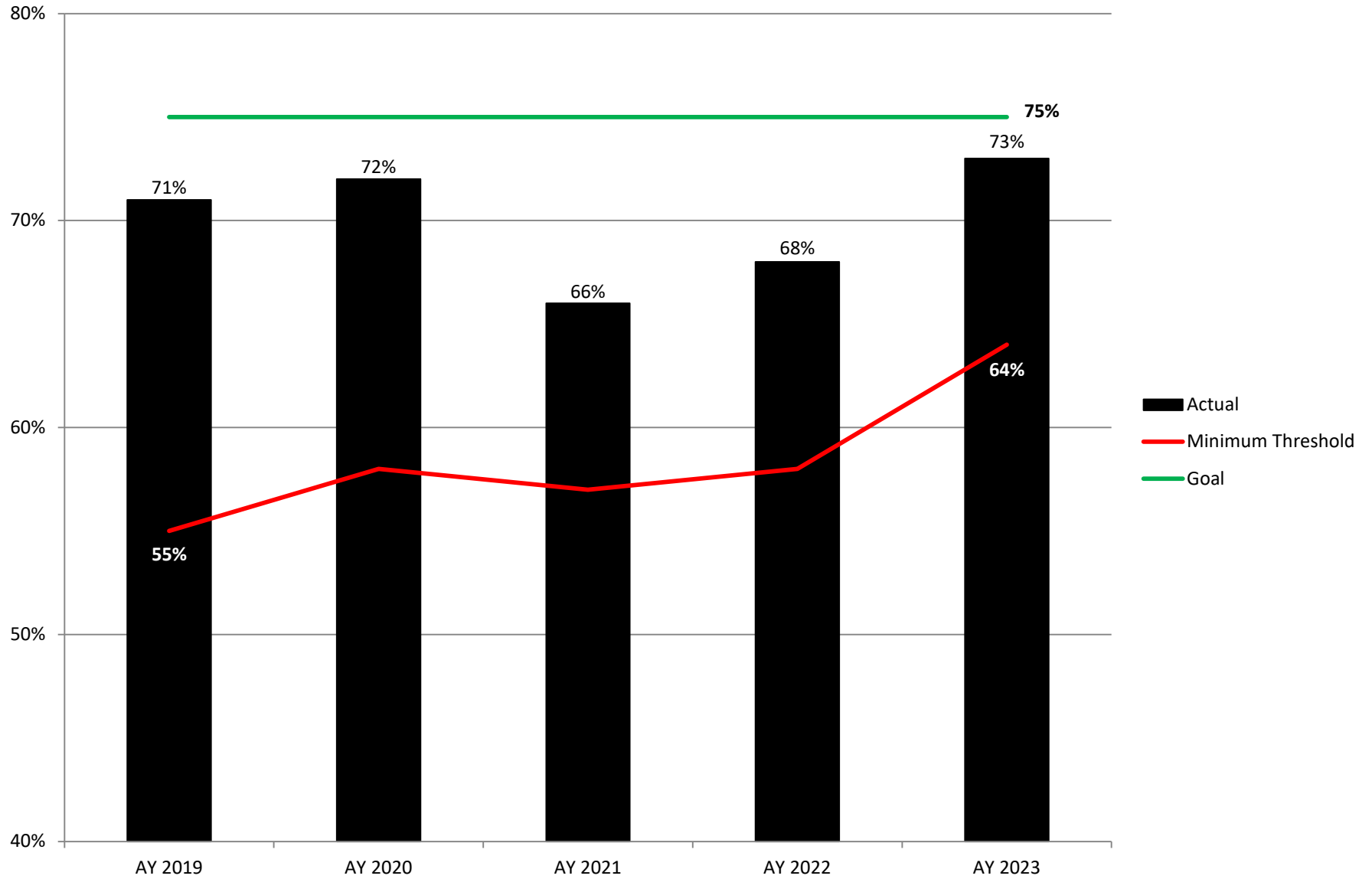
## College-Level Course Completions; AY 2020 – 2023



Actual
  Minimum Threshold
  Goal

Source: THECB Higher Education Almanac

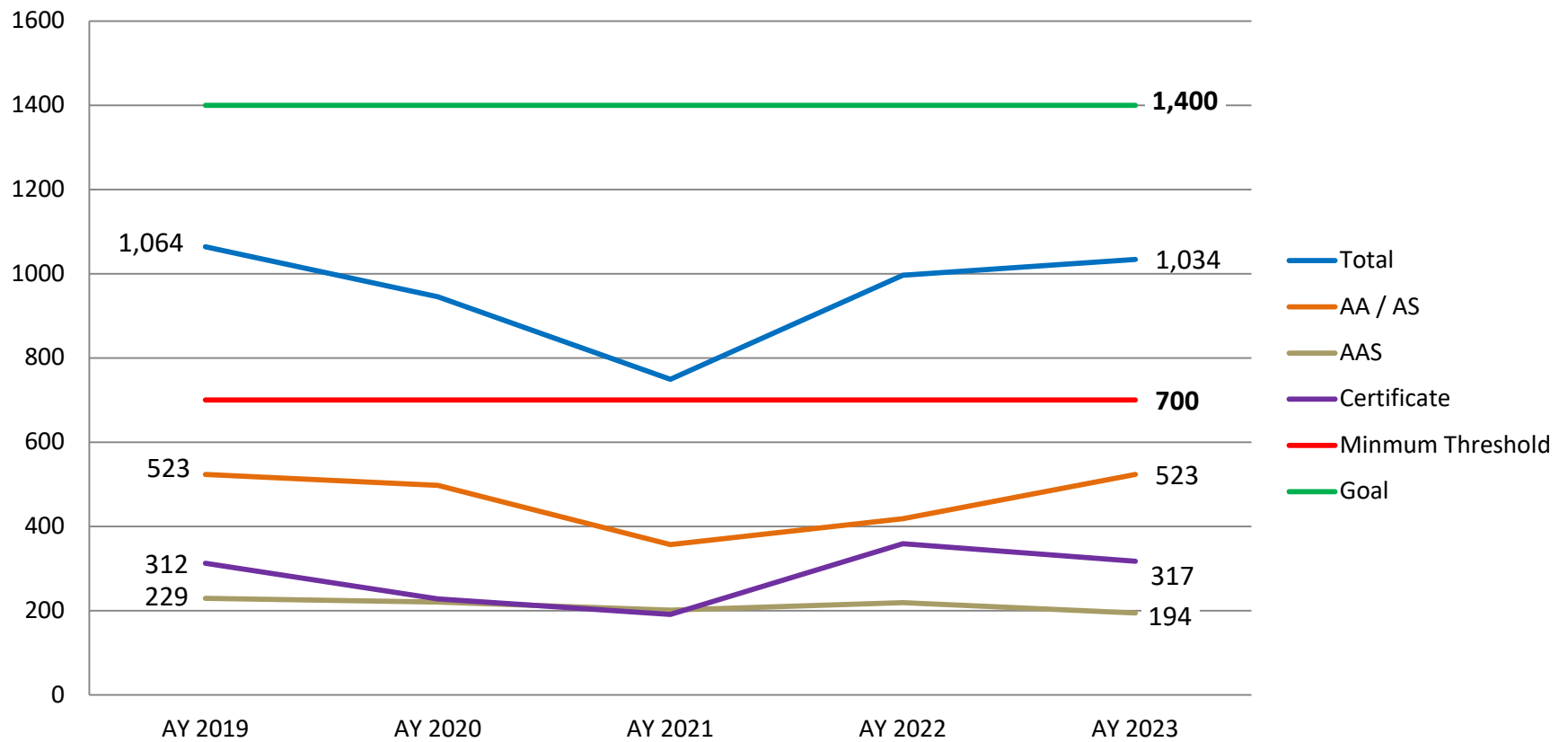
### First-Time in College Retention Rates (Fall to Fall); AY 2019 – AY 2023



Source: IPEDS Data Feedback Report

## Degrees Awarded

### Degrees Awarded by Degree Type; AY 2019 – AY 2023



	AY 2019	AY 2020	AY 2021	AY 2022	AY 2023	Year-to-Year Change
<b>AA/AS</b>	523	497	357	418	523	<b>+25.1%</b>
<b>AAS</b>	229	220	201	219	194	<b>-11.4%</b>
<b>Certificate</b>	312	228	191	359	317	<b>-11.7%</b>
<b>Total</b>	<b>1,064</b>	<b>945</b>	<b>749</b>	<b>996</b>	<b>1,034</b>	<b>+3.8%</b>

## Degrees Awarded by Program; AY 2019 – AY 2023

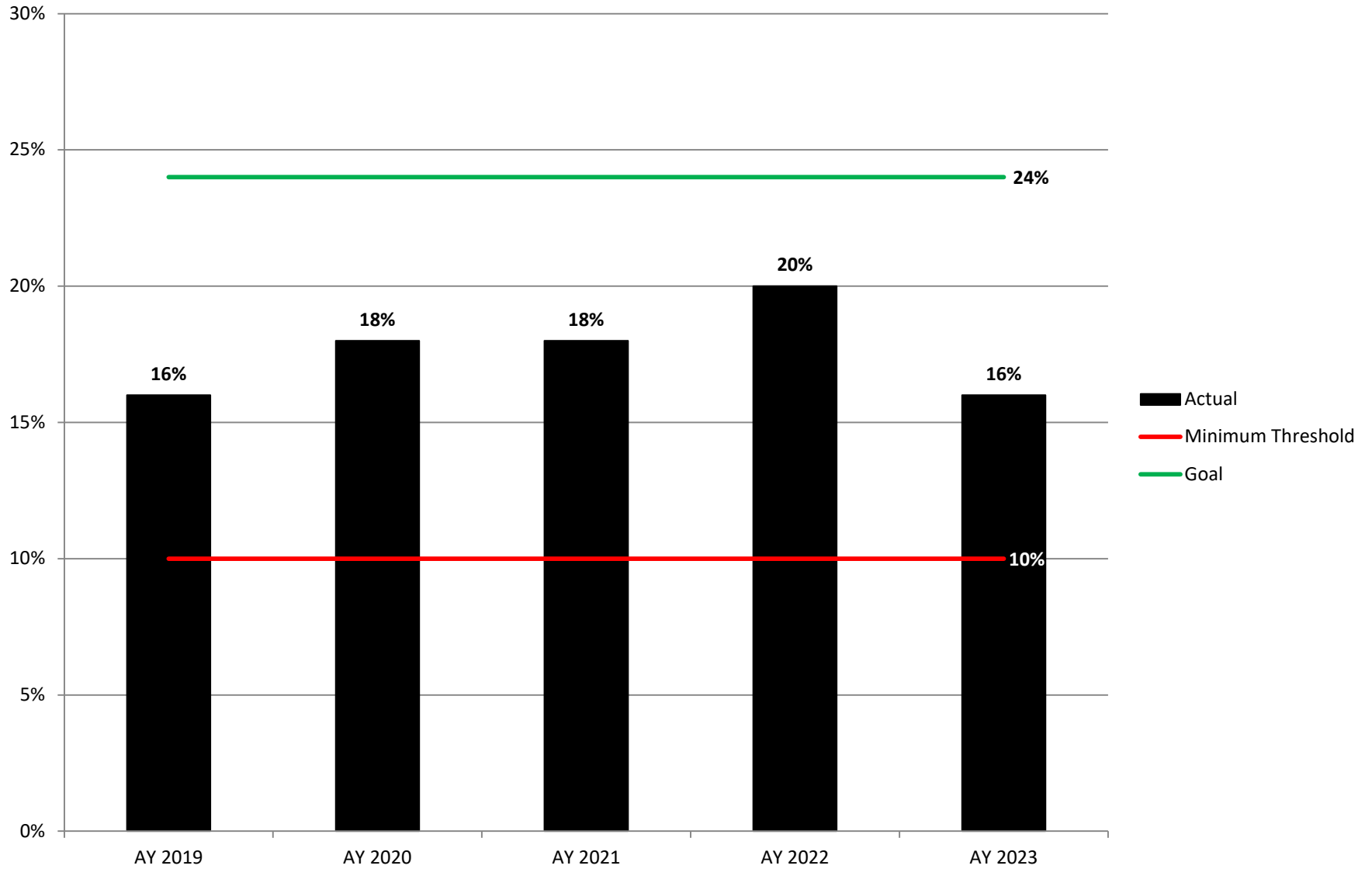
	AY 2019	AY 2020	AY 2021	AY 2022	AY 2023
<b>Business</b>	67	83	56	78	84
<b>General Studies</b>	456	414	301	340	439
<b>Total AA/AS</b>	523	497	357	418	523
<b>Automotive Technology</b>	1	3	1	1	4
<b>Business Office Technology</b>	6	5	1	7	2
<b>Dental Hygiene</b>	15	21	8	16	12
<b>Early Childhood Dev</b>	1	3	2	0	4
<b>Electronics Technology</b>	7	4	8	10	11
<b>Emergency Medical Services</b>	5	3	4	3	3
<b>Engineering Design</b>	7	12	4	8	8
<b>Health Information Tech</b>	10	9	3	9	7
<b>Human Services</b>	6	10	4	5	3
<b>Information Technology</b>	13	14	9	6	11
<b>Law Enforcement</b>	2	0	1	3	1
<b>Manufacturing Tech</b>	1	5	3	8	8
<b>Nuclear Power Tech</b>	21	11	15	17	11
<b>Nursing (ADN)</b>	39	47	42	36	33
<b>Nursing (LVN-ADN)</b>	9	10	7	13	8
<b>Paralegal Studies</b>	18	4	5	4	9
<b>Physical Therapist Assistant</b>	12	13	12	10	12
<b>Process Technology</b>	40	44	43	49	35
<b>Radiologic Technology</b>	15	2	29	14	16
<b>Total AAS</b>	<b>229</b>	<b>220</b>	<b>201</b>	<b>219</b>	<b>194</b>
<b>Total Certificates</b>	<b>312</b>	<b>228</b>	<b>191</b>	<b>359</b>	<b>317</b>
<b>Total Degrees Awarded</b>	<b>1,064</b>	<b>945</b>	<b>749</b>	<b>996</b>	<b>1,034</b>

### Highest Number of Degrees Awarded



**General Studies: 439**  
**Business: 84**  
**Nursing: 41**  
**Process Tech: 35**  
**Radiologic Tech: 16**

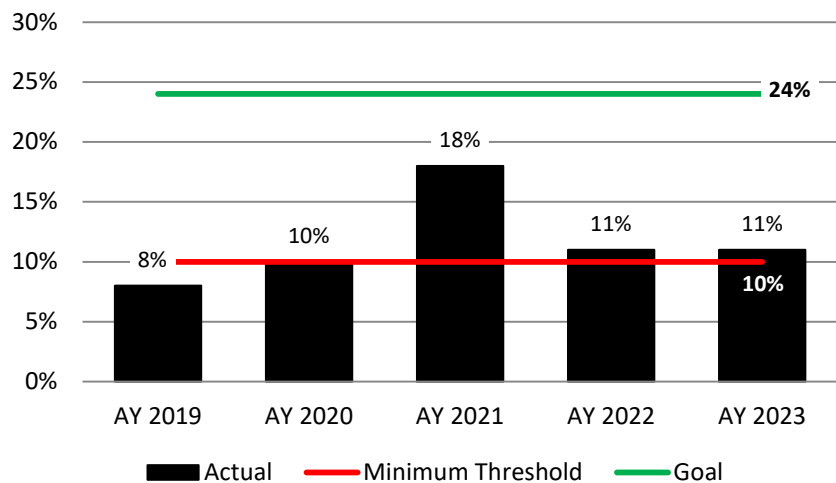
## 150% Graduation Rates Full-Time, First-Time Students; AY 2019 – AY 2023



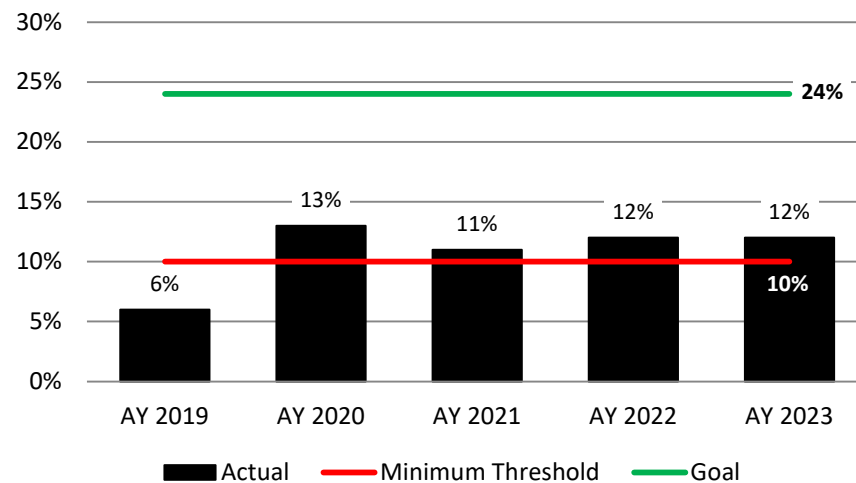
Source: IPEDS Data Feedback Report

## 150% Graduation Rates of Full-Time, First-Time Students by Race/Ethnicity; AY 2019 – AY 2023

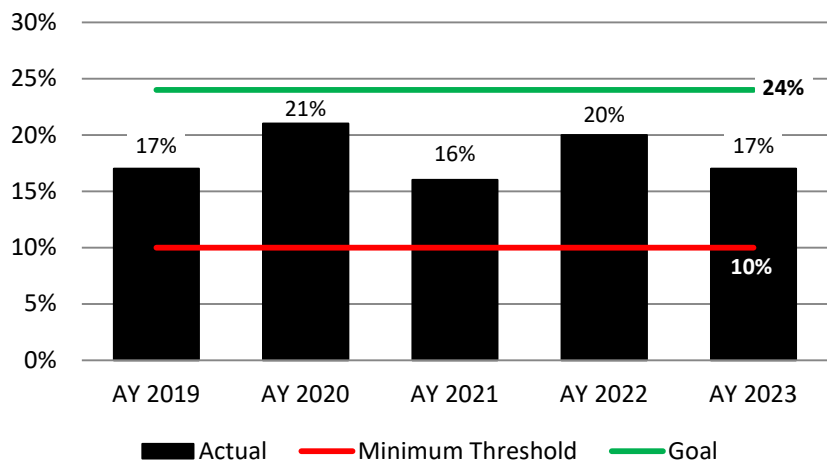
### Asian-American



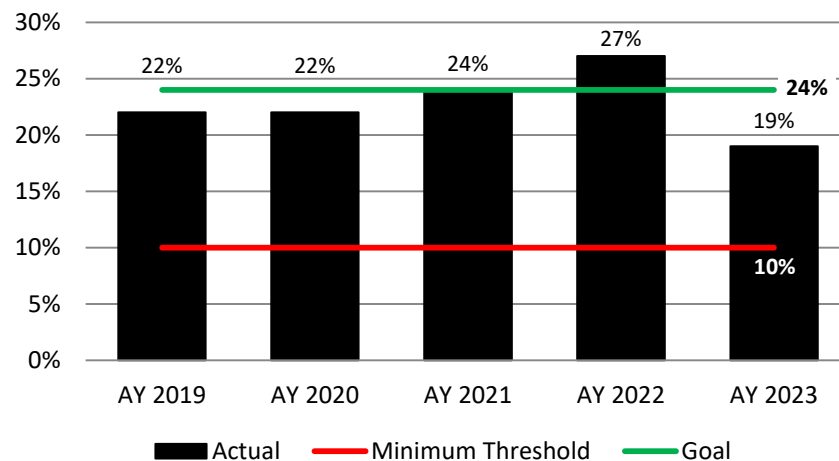
### African-American



### Hispanic

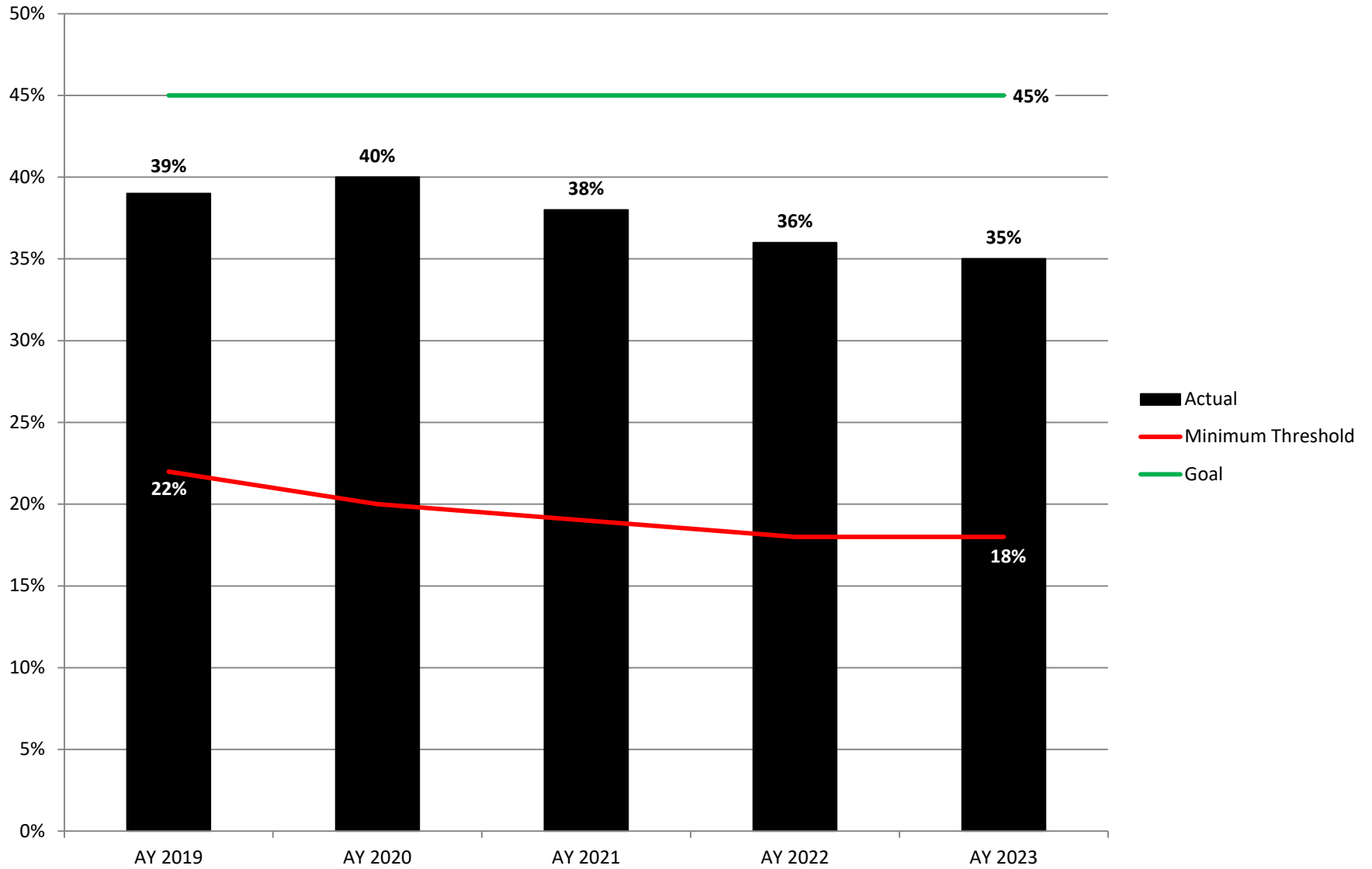


### White





## 150% Transfer-Out Rates for Full-Time, First-Time Students; AY 2019 – AY 2023



Source: IPEDS Data Feedback Report

